

Please fill in carefully, because the AssistX Call is configured on the basis of this data.
For complaints, which result from faulty or incomplete data, we reject any warranty or guarantee!

You can send us the completed form by fax or email.

Email: rufanlagen@csslabs.de

More Questions? Phone: +49 7134 5103111

1. GENERELL INFORMATION

Company name:

CSS order No.:

CSS quotation No.:

Client's name:

Date:

Data collected by:

2. INFORMATION ABOUT THE INSTITUTION / CLINIC / NURSING HOME

Name of the Institution:

Address of the Institution:

Contact person facility management:

Phone # contact person:

3. MANUFACTURER OF THE CALL SYSTEM

Ackermann		Tetronik			
Bosch		Winkler			
Faci		Zettler			
Hospicall		Andere			
Schrack-Seconet					
Siemens					

4. INFORMATION ABOUT THE CALL SYSTEM

Type (exact description):

Possible special features:

5. INFORMATION ABOUT THE FUNCTIONALITY

The call system works with:

Normally Open (NO)	
Normally Closed (NC)	

6. INFORMATION ABOUT THE WALL CONNECTOR OF THE CALL SYSTEM

How many sockets are in one wall connector?

one	
two	

Are they identical?

Identical	
Not identical	









If the connection sockets are not identical, mark at point 7 the plug which is used to connect the nurse call button with "CALL". For the other socket, a cross is sufficient for the appropriate connector.

7. INFORMATION ABOUT THE CABLE LENGTH

How long should the cable be for connection to the call system?

50 cm	
cm	

8. INFORMATION ABOUT THE CONNECTOR

	DIN 5 Pin		D-SUB 15 Pin
	DIN 6 Pin		D-SUB 15HD
	DIN 7 Pin		Modular 8P8C RJ 45
	MiniDIN 8 Pin		Modular 10P10C RJ 48/50

If you have a different plug, send us a picture or a sample by post:

CSS MicroSystems GmbH
 In den Hofäckern 16
 74189 Weinsberg